


# Bi2 naked SLI inverter

Recessed **inverter** fan coil unit.



## FEATURES

Cools, Dehumidifies, Heats and Filters

Recessed version

Compact: recessed wall thickness of just 142 mm

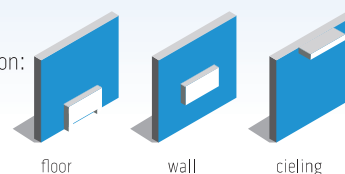
Range consists of 5 power models

Recess with formwork

DC brushless Motor

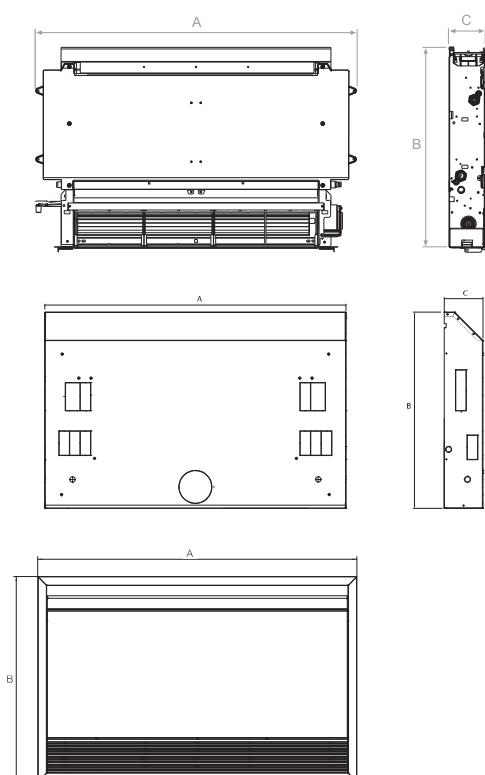
Ultra slim aesthetic panel

installation:



Available in colors: ☐ White

		Bi2 SLI without heating panel. (SLI Inverter)				
MODEL		SLI200	SLI400	SLI600	SLI800	SLI1000
Recessed	CODE	01513	01514	01515	01516	01517



SLI 2 tubes recessed VERSION		SLI 200	SLI 400	SLI 600	SLI 800	SLI 1000
A	mm	525	725	925	1125	1325
B	mm	576	576	576	576	576
C	mm	126	126	126	126	126
Weight	kg	7	9,5	11	14	17

Recessed Kit		200	400	600	800	1000
A	mm	713	913	1113	1313	1513
B	mm	725	725	725	725	725
C	mm	142	142	142	142	142

Front panel		200	400	600	800	1000
A	mm	772,5	972,5	1172,5	1372,5	1572,5
B	mm	754	754	754	754	754



### WALL-INSTALLATION ONLY WITH CLOSURE PANEL

Accessories:

- Recess kit: structure for recessed installation
- RAL 9010 white closure panel colore Bianco RAL 9010



### WALL-INSTALLATION

Accessories:

- Intake kit
- Plenum at 90°  
(grids and panel not supplied)



### FALSE-CEILING INSTALLATION

Accessories:

- Intake kit
- Telescopic plenum/ Plenum at 90°
- Supply/intake grid

				Bi2 SLI inverter				
MODEL				200	400	600	800	1000
Total cooling capacity (a)	(E)	kW		0,82	1,74	2,54	3,29	3,78
Sensible cooling capacity (a)	(E)	kW		0,64	1,25	1,94	2,54	2,98
Water flow rate (a)		lt/h		142	302	446	573	655
Water pressure loss (a)	(E)	kPa		13,1	8,2	19	18,7	18,2
Heating capacity (50°C) (b)	(E)	kW		1,05	2,31	3,12	4,10	4,67
Water flow rate (50°C) (b)		lt/h		84	185	249	329	374
Water pressure loss (50°C) (b)	(E)	kPa		10,9	6,8	15,8	15,5	15,1
Heating capacity (70°C) (c)		kW		1,77	3,88	5,21	6,88	7,83
Water flow rate (70°C) (c)		lt/h		152	334	448	592	673
Water pressure loss (70°C) (c)		kPa		10,9	7,0	14,3	12,7	12,5
Battery water capacity		l		0,47	0,8	1,13	1,46	1,8
Maximum operating pressure		bar		10	10	10	10	10
Water connections		inches		Eurocone 3/4	Eurocone 3/4	Eurocone 3/4	Eurocone 3/4	Eurocone 3/4
Air flow min (d)		m³/h		100	170	180	370	420
Air flow max (d)		m³/h		160	320	460	575	650
Absorbed power min	(E)	W		5	6	7	8	9
Absorbed power max	(E)	W		11	19	20	24	27
Sound power min Lw	(E)	dB(A)		38	39	41	42	42
Sound power max Lw	(E)	dB(A)		52	53	53	54	54
Sound pressure (f)		dB(A)		34	36	37	35	38
Electrical supply		V/ph/Hz		230/1/50	230/1/50	230/1/50	230/1/50	230/1/50

Performance at maximum ventilation speed

(a) Water temperature in battery inlet 7°C, water temperature in battery outlet 12°C, ambient air temperature 27°C b.s. and 19°C b.u.

(b) Water temperature in battery inlet 50°C, water flow in cooling + panel, inlet ambient air temperature 20°C

(c) Water temperature in battery inlet 70°C, water temperature in battery outlet 60°C, ambient air temperature inlet 20°C





(d) Air flow measured with clean filters

(e) Eurovent certificate

(f) Sound pressure measured at 1,5 m

# ACCESSORIES SLI inverter

	CODE	DESCRIPTION	COMPATIBILITY
ON BOARD CONTROL	<b>B0828</b>  <b>NEW</b>	<b>Touch flat design built-in</b> control kit. Back-lit display with desired temperature visualization, real-touch switches, mode of operation and fan speed selection. Control with adjustable thermostat, fan speed selection (summer, winter, automatic) and ventilation program (minimum, maximum, night, modulated) and minimum water sensor function. It has an inlet for the presence sensor contact connection, a 230VAC outlet for the solenoid valve control. Remote control provided. For ceiling installation in combination with B0736. Can be remote controlled via a combination of keys for connection with Modbus RS485 protocol. <b>Command pre-configured on the machine (cannot be ordered separately).</b>	B0736 
	<b>B0685</b>  <b>OUT OF STOCK</b>	<b>Bi2 inverter control kit for remotization.</b> The main operating parameters, set point and ambient temperature are transmitted from the remote control B0736 to all connected fan coils on the network, enabling a seamless operation. It has a 230VAC outlet for the control of a solenoid valve, two clean contacts for the control of a chiller or a boiler, and a presence inlet. Operation in MODBUSprotocol, RS485.	B0736 
REMOTE CONTROL	<b>B0756</b> 	<b>Control kit for remotization</b> for the management and control through analogic inlet 0-10V or contacts. It has a 230VAC outlet for the control of one solenoid valve and a water sensor inlet with minimum temperature sensor function (in the contact mode)	B0151 B0152
	<b>B0151</b>  <b>OUT OF STOCK</b>	<b>Wall control kit</b> with thermostat, summer/winter selector and speed switch. Wall thermostat with room sensor, On-Off switch, three-speed fan and summer/winter selector. Temperature range setting from 5 ° C to 30 ° C. 230 V supply. It has two 230VAC hot water and cold water solenoid outlets and an inlet water temperature sensor.	B0756
	<b>B0152</b> 	<b>Recessed control kit</b> LCD with ambient sensor and thermostat, summer/winter selector and speed switch. Electronic recessed thermostat with ambient sensor, On-Off switch, fan speed selector (min, med, max and auto), ambient temperature, minimum water sensor mode and summer/winter selector. Temperature range setting from 5 ° C to 30 ° C. 230 V supply.	B0756
	<b>B0736</b> 	<b>LCD wall clock thermostat remote</b> control kit Programmable wall LCD thermostat control for MODBUS connection, RS485. Ability to control up to 30 units. Desired temperature selection, operation mode, fan speed, manual/programmable thermostat. Room sensor inserted in control. Backlit LCD. Presence contact input. The control is equipped with a 230/12VAC double insulation power transformer and a buffer battery. Wall installation with center to center distance compatible with standard recessed mounting box 503.	B0828 B0685 
<b>Addressing for Bticino management and AQUADUE Control</b>		<b>INDRZ</b> Mandatory factory addressing of the remote control kits in the case of remote management via Modbus connection with AQUADUE Control or Bticino MYHome	

	CODE	DESCRIPTION
HYDRAULIC KITS	 B0139 B0832	<b>2 way group valves with thermoelectric actuator kit.</b> <b>2-way valves unit kit with 4-wire thermoelectric actuator and end run micro switch.</b> Consists of a valve with thermoelectric actuator and holder, the first allows for the control of terminal thermal emissions intercepting water passage; the holder allows the balancing of system load losses. This kit is mandatory in version SLR except in the case of using a 3-way valve kit or in the presence of a collector with thermoelectric heads.
	 B0641 B0833	<b>2-way valves group kit with thermoelectric actuator and bypass branch with pressure relief valve.</b> <b>2-way valves unit kit with 4-wire thermoelectric actuator and end run micro switch and by-pass branch with pressure-relief valve.</b> The kit consists of a valve with thermoelectric actuator, a holder and a bypass with a pressure relief valve, the first allows the control of terminal thermal emissions intercepting water passage; the holder allows the balancing of system load losses while the by-pass maintains the system balanced even with cabinet excluded. This kit is an alternative to the 2-way solenoid valve kit. (Required in SLR version)
	 B0635 B0834	<b>3-way group valves kit with thermoelectric actuator.</b> <b>3-way valves unit kit with 4-wire thermoelectric actuator and end run micro switch.</b> Consists of a three-way diverter valve with thermoelectric actuator, and a holder. The first allows the control of terminal thermal emissions intercepting water passage; the holder allows the balancing of system load losses; the by-pass keeps water circulating in the system. This kit is an alternative to the 2-way solenoid valve kit (required in version SLR).
	<b>The valve unit kits with thermoelectric actuator are recommended for the following command kits to activate chiller and boiler: B0659 - B0673 - B0707 - B0774 - B0772 - B0828 - B0756</b>	
	 B0205	<b>Manual 2-way group valves kit.</b> Consisting of a valve and a holder, the first allows the cabinet to be manually excluded from the system, while the holder allows the balancing of system load losses.
	 B0204	<b>Manual 2-way valve isolation kit.</b> Avoids condensation during the cooling operation (already included in the other thermoelectric hydraulic kits).
	 B0501	<b>Spacer kit (No. 1 unit) 3/4 Eurokonus.</b> Available for multilayer pipes d. 20 mm. (which do not allow adequate bending radii), no. 1 or 2 kit, for machine according to the type of installation.
	 B0200 B0201	<b>Adaptors couple kit.</b> Allows you to transform the Bi2 3/4 " Eurocone connection into a standard 1/2 "(B0200) or 3/4 " (B0201) gas thread connection.
	 B0203	<b>Kit 90° Eurokonus bend.</b> Facilitates the connection in case of hydraulic connections with walled pipes
	 B0632 (200) (400) (600) B0633 (800) (1000)	<b>Control connection extension kit.</b> Power and motor sensor electric connection cable for installations where connection positions are rotated (from Left to Right).
RECESSED KIT	 B0550 (200), B0551 (400), B0552 (600), B0553 (800), B0554 (1000) <b>Ceiling recessed kit: air suction grid with wing profile.</b> B0559 (200), B0560 (400), B0561 (600), B0562 (800), B0563 (1000)	<b>OUT OF STOCK</b>
	 B0815 (200), B0816 (400), B0817 (600), B0818 (800), B0819 (1000) <b>Ceiling recessed kit: air suction grid with wing profile.*</b> B0820 (200), B0821 (400), B0822 (600), B0823 (800), B0824 (1000)	
	 B0194 (200), B0195 (400), B0196 (600), B0197 (800), B0198 (1000)	<b>Suction kit for false ceiling or plasterboard trapdoor.</b> Channels the air drawn from the suction grille to the cabinet.
	 B0160 (200), B0161 (400), B0162 (600), B0163 (800), B0164 (1000)	<b>Upper telescopic discharge plenum kit.</b> Channels the air from the cabinet to the discharge grille.
	 B0568 (200), B0569 (400), B0570 (600), B0571 (800), B0572 (1000)	<b>Recessed kit with closing panel: Structure for recessed installation.</b> For vertical installation (combine with closing panel)
	 B0578 (200), B0579 (400), B0580 (600), B0581 (800), B0582 (1000)	<b>Closing panel for recessed structure.</b> For vertical installation (combine with recessed structure kit)
	 B0165 (200), B0166 (400), B0167 (600), B0168 (800), B0169 (1000)	<b>90° insulated discharge plenum kit.</b> Channels the air from the cabinet to the discharge grille. (non compatible with recessed structure).

\* ceiling recessed kit while stocks last; hereafter ceiling recessed kits with codes from B0550 to B0554 and from B0559 to B0563 will be valid.